

Poland Postage Due 1919

30-value - Plate Study



This exhibit is the philatelic evidence of **original research** being carried out by the exhibitor into the printing and plate varieties of the 1919 Postage Due issue. Colonel Larking recorded no constant flaw on this value in his 1930 article. Issued in October 1919 and printed by typography.

Close examination of a sheet and blocks of stamps show that constant flaws exist on alternate rows indicating that the plates were produced from 2 rows of 10 stamps repeated 5 times. The same flaws exist in both the Red issue Value in fennigow for Northern Poland and Blue issue Value in halerzy for Southern Poland indicating they were prepared from the same printing plates. This applies to some other values of each issue. The explanation is as follows.

A steel engraved die was prepared and hardened. It was used to create a form of 20 impressions in 2 rows of 10. This was hardened and used to prepare 5 identical copper electrotype forms that were used to construct the printing plate for the 1919 Postage Due issues. This may be a unique stamp printing method of printing plate construction and is not noted in any Literature.

Using a digital microscope and a sheet and available blocks of the 30-value, constant plate varieties have been identified for 9 stamp positions on the Odd numbered rows and for 8 of the 10 stamps in Even numbered rows.


	1	2	3	4	5	6	7	8	9	10
1										
2										
3										
4										
5										

Plate made from Five identical Forms






Reference: Stanley Gibbons Stamp Monthly, March 1932 P 142. "POLAND, The postal issues during and after the Great War. XII Postage Due Stamps; Definitive Issues" Lieut-Col R N W Larking CBE FRPSL

CONSTANT RECURRING FLAWS

	<p>Broken "O"</p> <p>Odd Numbered Row Stamp 1; R1/1; R3/1; R5/1; R7/1; R9/1 Stamps 1; 21; 41; 61; 81</p>
	<p>Bulge TRC + Dot on "O"</p> <p>Odd Numbered Row Stamp 5 R1/5; R3/5; R5/5; R7/5; R9/5 Stamps 5; 25; 45; 65; 85</p>
	<p>Irregular "C" + Dash > "K"</p> <p>Odd Numbered Row Stamp 7 R1/7; R3/7; R5/7; R7/7; R9/7 Stamps 7; 27; 47; 67; 87</p>
	<p>Dot by Left Ribbon</p> <p>Odd Numbered Row Stamp 9 R1/9; R3/9; R5/9; R7/9; R9/9 Stamps 9; 29; 49; 69; 89</p>
	<p>Right Ornament top line</p> <p>Even Numbered Rows Stamp 6 R2/6; R4/6; R6/6; R8/6; R10/6 Stamps 16; 36; 56; 76; 96</p>
	<p>Dot on "P"</p> <p>Even Numbered Rows Stamp 7 R2/7; R4/7; R6/7; R8/7; R10/7 Stamps 17; 37; 57; 77; 97</p>
	<p>Right Ornament line + dash</p> <p>Even Numbered Rows Stamp 10 R2/10; R4/10; R6/10; R8/10; R10/10 Stamps 20; 40; 60; 80; 100</p>



NON-RECURRING FLAWS

<p>Row 1 / 10 [stamp 10]</p> <p>Left Ornament white flaw on Rt horizontal line</p>	
<p>Row 2 / 10 [stamp 20]</p> <p>Dot under "A" of "POLSKA"</p>	
<p>Row 3 / 4 [stamp 24]</p> <p>Dot on Dash under "O" in "DOPLATA"</p>	
<p>Row 3 / 10 [stamp 30]</p> <p>Break BF left-most dash</p>	
<p>Row 9 / 2 [stamp 82]</p> <p>Target flaw on "P" of "POLSKA"</p>	

Odd Numbered Rows

Odd/1: Odd Number Rows, Stamp 1 - [R1/1; R3/1; R5/1; R7/1; R9/1 - Stamps 1; 21; 41; 61; 81]

"Broken "O" - Major Flaw


- Right upper part of "O" in "DOPLATA" missing.

Associated flaws:

- Small white dot in coloured section above "DO" in "DOPLATA"
- TF Bulges above "C" "T" "A" "P"

Sheet Layout

	1	2	3	4	5	6	7	8	9	10
1										
2										
3										
4										
5										
6										
7										
8										
9										
10										




Positional Block

R1/1; R2/1;
R3/1; R4/1

Odd / Even
Odd / Even

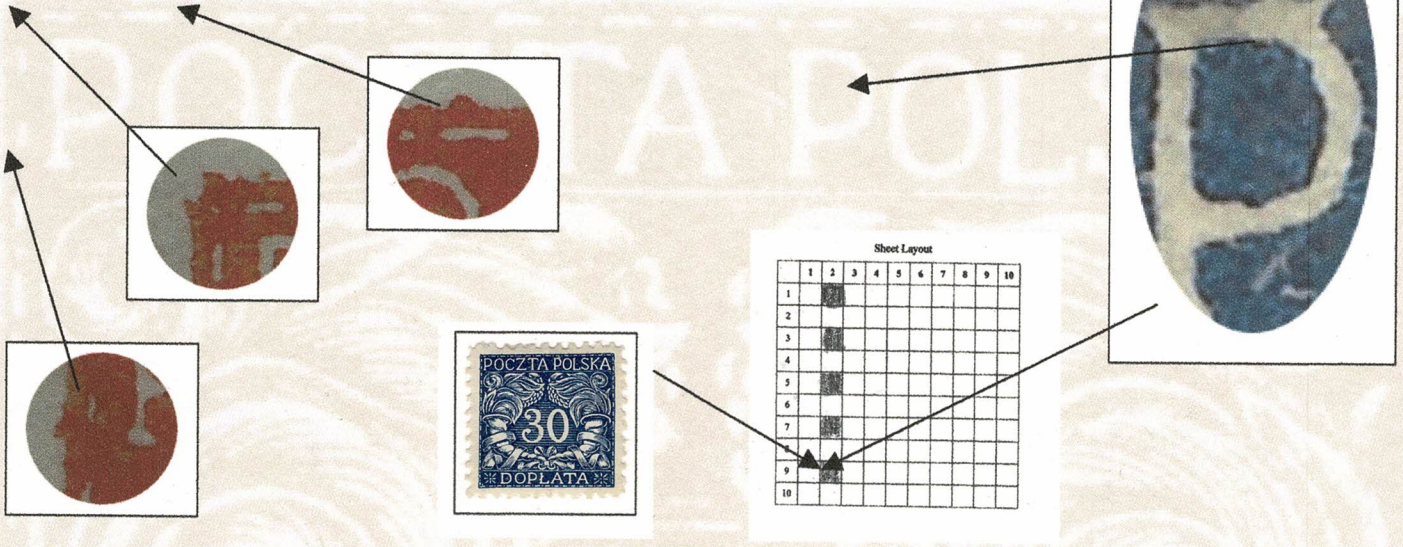


Positional Block
Row 1/1; 1/2 Row 2/1; 2/2



Odd/2: Odd Number Rows, Stamp 2 - [R1/2; R3/2; R5/2; R7/2; R9/2 - Stamps 2; 22; 42; 62; 82]

- TLC - notched corner
- TF - small coloured dot above "O" of "POCZTA"
- LF small coloured dot to left of "P" of "POCZTA"



Additional Major Flaw R9/2 Stamp 82

"Target" flaw top curve of "P" of "POLSKA"



Odd Numbered Row 1 & 2
Even Numbered Row 1 & 2

Positional Block
Rows 7, 8, 9, 10
Even, Odd, Even, Odd
R9/2 WITHOUT flaw



Odd/3: Odd Number Rows, Stamp 3 - [R1/3; R3/3; R5/3; R7/3; R9/3 - Stamps 3; 23; 43; 63; 83

- No consistent flaws identified


Odd/4: Odd Number Rows, Stamp 4 - [R1/4; R3/4; R5/4; R7/4; R9/4

Stamps 4; 24; 44; 64; 84


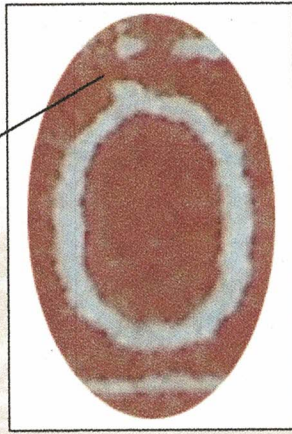
- TRC - distinctive shaved with lip
- TF - angled dot between "L S" of "POLSKA"

Sheet Layout

	1	2	3	4	5	6	7	8	9	10
1										
2										
3										
4										
5										
6										
7										
8										
9										
10										



Additional Major Flaw R3/4 Stamp 24
 White dot on dash below "OP" of "DOPLATA"



Odd/5: Odd Number Rows, Stamp 5 - [R1/5; R3/5; R5/5; R7/5; R9/5 Stamps 5; 25; 45; 65; 85

Major Flaws


- **Bulged Corner TRC** - Distinctive large bulge
- **Dot on "O"** - White dot on top of "O" in "POCZTA"

Additional Flaw

- Left ornament right lower angled line has white flaw at tip

Sheet Layout

	1	2	3	4	5	6	7	8	9	10
1										
2										
3										
4										
5										
6										
7										
8										
9										
10										

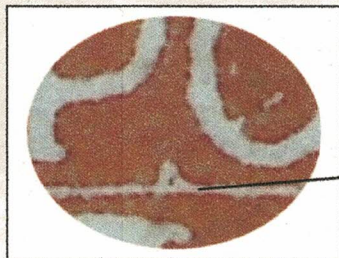


Odd/6: Odd Number Rows, Stamp 6 - [R1/6; R3/6; R5/6; R7/6; R9/6 - Stamps 6; 26; 46; 66; 86.

- Triangular flaw on white line below "PO" of "POLSKA" - often with coloured dot in centre
- White downwards projection on the bar of "A" in "POLSKA"

Sheet Layout

	1	2	3	4	5	6	7	8	9	10
1						■				
2							■			
3								■		
4									■	
5										■
6										
7										
8										
9										
10										



Marginal Block

Stamps 6, 7, 8, 9, 10

Even Numbered Row

Odd Numbered Row

Odd/6; Off/7; Odd/8; Odd/9; Odd/10

Even Numbered Row

Odd/6; Off/7; Odd/8; Odd/9; Odd/10

Even Numbered Row



Pre-Cut paper fold

Odd/7: Odd Number Rows, Stamp 7 - [R1/7; R3/7; R5/7; R7/7; R9/7 - Stamps 7; 27; 47; 67; 87

Major Flaws

- **Irregular "C"**: Large white flaw on "C" of "POCZTA" - This flaw is much less evident on R1/7 and R5/7
- **Dash over "K"**: TF - Dash above "K" of "POLSKA" extends to nearly join



Associated Flaws

- LF Coloured dot opposite upper white line
- White flaw inside "0" of "10"

Sheet Layout

	1	2	3	4	5	6	7	8	9	10
1										
2										
3										
4										
5										
6										
7										
8										
9										
10										



Even Row Stamp 7 & 8
 Odd Row stamp 7 & 8




Flaw on "C" is less prominent - R5/7

Odd/8: Odd Number Rows, Stamp 8 - [R1/8; R3/8; R5/8; R7/8; R9/8 - Stamps 8; 28; 48; 68; 88

- White dot on 1st line below "0" in "10"
- TF - Bulge above "Z" in "POCZTA"

Sheet Layout

	1	2	3	4	5	6	7	8	9	10
1										
2										
3										
4										
5										
6										
7										
8										
9										
10										



Odd/9: Odd Number Rows, Stamp 9 - [R1/9; R3/9; R5/9; R7/9; R9/9 - Stamps 9; 29; 49; 69; 89

Major Flaw


- Dot by Ribbon: Large white dot by Ribbon on Left

Associated Flaws

- BF - missing first dot from LLC
- Shaved LRC

Sheet Layout

	1	2	3	4	5	6	7	8	9	10
1										
2										
3										
4										
5										
6										
7										
8										
9										
10										



Odd/10: Odd Number Rows, Stamp 10 - [R1/10; R3/10; R5/10; R7/10; R9/10 - Stamps 10; 30; 50; 70; 90

- LRC - shaved or broken - appearance varies
- LLC - shaved

Additional Flaw [noted on Blue sheet]

- **R1/10:** Left ornament white flaw on Rt horizontal line
- **R3/10:** BF break left dash

Sheet Layout

	1	2	3	4	5	6	7	8	9	10
1										
2										
3										
4										
5										
6										
7										
8										
9										
10										



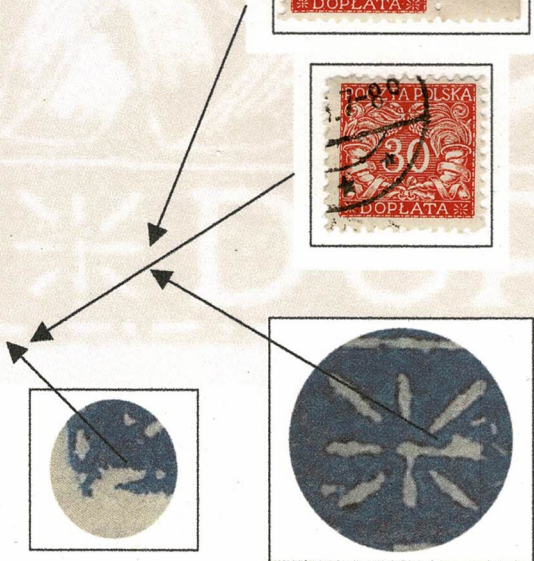
Odd Row 9 & 10

Even Row 9 & 10

Positional Block without R1/10 and R3/10 Flaws




Row 1/10 with Flaw



Even Numbered Rows

Even/1: Even Number Rows, Stamp 1 - [R2/1; R4/1; R6/1; R8/1; R10/1 - Stamps 11; 31; 51; 71; 91

- LUC Squarish projection
- RLC line at 45°



Sheet Layout

	1	2	3	4	5	6	7	8	9	10
1										
2										
3										
4										
5										
6										
7										
8										
9										
10										



Associated Flaw: LF large white flaw

Even Numbered Row 1 & 2



Even/2: Even Number Rows, Stamp 2 - [R2/2; R4/2; R6/2; R8/2; R10/2 - Stamps 12; 32; 52; 72; 92

- No identified flaws

Even/3: Even Number Rows, Stamp 3 - [R2/3; R4/3; R6/3; R8/3; R10/3 - stamps 13; 33; 53; 73; 93

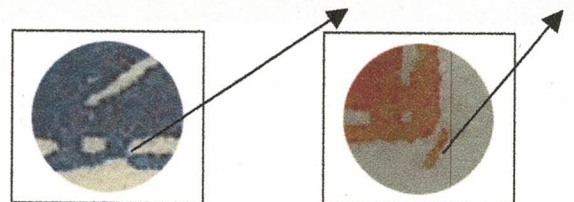
- BF - dent between 2nd dot and dash beneath Right ornament



Sheet Layout

	1	2	3	4	5	6	7	8	9	10
1										
2										
3										
4										
5										
6										
7										
8										
9										
10										

Odd 1-3; Even 1-3





Even/4: Even Number Rows, Stamp 4 - [R2/4; R4/4; R6/4; R8/4; R10/4 - Stamps 14; 34; 54; 74; 94

- Small white projection on Right leg of "A" in "POCZTA"

Sheet Layout

1	2	3	4	5	6	7	8	9	10
1									
2			■						
3									
4			■						
5									
6			■						
7									
8			■						
9									
10			■						



Even/5: Even Number Rows, Stamp 5 - [R2/5; R4/5; R6/5; R8/5; R10/5 - Stamps 15; 35; 55; 75; 95

- TF - break above "S" of "POLSKA"



Sheet Layout

1	2	3	4	5	6	7	8	9	10
1									
2			■						
3									
4			■						
5									
6			■						
7									
8			■						
9									
10			■						




Even/6: Even Number Rows, Stamp 6 - [R2/6; R4/6; R6/6; R8/6; R10/6 - Stamps 16; 36; 56; 76; 96

Major Flaw

- Right ornament - distorted upper vertical line

Associated Flaw




- Series of white dots in vertical line inside RF



Even/7: Even Number Rows, Stamp 7 - [R2/7; R4/7; R6/7; R8/7; R10/7 - Stamps 17; 37; 57; 77; 97



Major Flaw:

- **Dot on "P":** Small white flaw inside curve on "P" on "POCZTA"
- Additional Flaw - small white dot below line under "P" on "POCZTA"

Sheet Layout

1	2	3	4	5	6	7	8	9	10
1									
2									
3									
4									
5									
6									
7									
8									
9									
10									



Even/8: Even Number Rows, Stamp 8 - [R2/8; R4/8; R6/8; R8/8; R10/8 - Stamps 18; 38; 58; 78; 98

- White line joining Right ribbon with horizontal line
- RF Coloured dot opposite "A" in "POLSKA"

Sheet Layout

1	2	3	4	5	6	7	8	9	10
1									
2									
3									
4									
5									
6									
7									
8									
9									
10									







Even/9: Even Number Rows, Stamp 9 - [R2/9; R4/9; R6/9; R8/9; R10/9 - Stamps 19; 39; 59; 79; 99

- No recognised flaws

Even/10: Even Number Rows, Stamp 10 - [R2/10; R4/10; R6/10; R8/10; R10/10 - Stamps 20; 40; 60; 80; 100

Major Flaw

- **Right Ornament** - upper vertical line has angled flaw and lower vertical line joins dash


Associated Flaws

- TLC - acute angled coloured line
- White line joining Right ribbon to white line

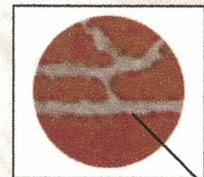
**Additional Flaw: White flaw below line under "A" of POCZTA"
Row 2/10**

Sheet Layout

1	2	3	4	5	6	7	8	9	10



Odd 9 & 10
Even 9 & 10



Right Marginal Block
Odd Numbered Row Stamps 6 - 10
Even Numbered Rows Stamps 6 - 10
Odd Numbered Row Stamps 6 - 10

